



## 2011 MS State IDPA Championship October 8, 2011


All Shooters

CDP Champion: Clifford Bryant CDP - Master 141.95 (27)  
 ESP Champion: Brian Stricker ESP - Master 146.16 (35)  
 SSP Champion: Alex Stephenson SSP - Expert 152.53 (33)  
 ESR Champion: Toni Dandreamatteo ESR - Expert 176.64 (46)  
 SSR Champion: Justin Kilburn SSR - Sharpshooter 206.31 (57)

---

High Senior: Michael Cusanelli ESP - Master 165.16 (59)  
 High Lady: Jess Carter SSP - Sharpshooter 190.65 (41)  
 High Law Enforcement: Jess Carter SSP - Sharpshooter 190.65 (41)  
 High Industry: Chandler LaFrain ESP - Expert 157.88 (29)  
 High Junior: John Richardson SSP - Sharpshooter 181.97 (44)  
 High Military Veteran: Ricky Henson SSP - Master 156.12 (32)  
 High Distinguished Senior: Lin Edwards SSP - Expert 170.65 (25)  
 Most Accurate: Jim Watson ESP - Expert 204.13 (20)


		Match Score	--Penalties--				Stage 1	Stage 2	Stage 3	Stage 4	Stage 5	Stage 6	Stage 7	Stage 8	Stage 9
			PD	NT	PE	FN									
<b>CDP - Master</b>															
DC	Clifford Bryant	<b>141.95</b>	27	0	0	0	<b>19.22(2)</b>	10.97 (0)	<b>16.19(4)</b>	15.83 (0)	23.78 (0)	18.23 (4)	9.04 (7)	12.99 (0)	15.70 (10)
1	Larry Hill	<b>168.99</b>	49	0	1	0	25.98 (7)	13.32 (1)	19.19 (7)	21.97 (2)	29.34 (9)	21.11 (10)	10.00 (6)	14.77 (4)	13.31 (3)
<b>CDP - Expert</b>															
1	A.C. Nohsey	<b>162.06</b>	51	0	0	0	21.39 (3)	10.50 (0)	21.71 (15)	15.55 (4)	23.48 (2)	31.10 (7)	8.35 (2)	15.55 (9)	14.43 (9)
2	Randy Nash	<b>184.45</b>	30	0	0	0	21.54 (0)	13.00 (2)	23.11 (1)	21.49 (3)	33.72 (0)	26.09 (9)	11.66 (3)	16.93 (9)	16.91 (3)
3	Michael Foster Jr	<b>187.97</b>	43	1	0	0	27.11 (3)	13.05 (2)	30.69 (5)	29.12 (6)	28.67 (5)	19.82 (9)	9.75 (3)	16.49 (4)	13.27 (6)
<b>CDP - Sharpshooter</b>															
1	Ernie Heath	<b>188.17</b>	69	0	1	0	24.12 (6)	17.37 (9)	24.11 (6)	21.08 (9)	24.78 (0)	22.56 (17)	19.46 (6)	18.50 (9)	16.19 (7)
2	Bill Kralis	<b>204.34</b>	58	2	1	0	24.47 (8)	16.08 (4)	32.98 (5)	22.78 (2)	28.31 (2)	22.22 (12)	13.08 (4)	20.49 (6)	23.93 (15)
3	Darrell Sells	<b>215.08</b>	81	0	1	0	24.85 (2)	17.39 (8)	26.76 (7)	19.90 (5)	37.81 (0)	25.57 (15)	14.37 (8)	28.55 (29)	19.88 (7)
4	Keith Bishop	<b>217.70</b>	77	1	0	2	21.52 (2)	17.00 (9)	35.03 (14)	23.10 (8)	27.50 (3)	41.51 (17)	9.92 (3)	19.08 (8)	23.04 (13)
5	John Koch	<b>224.85</b>	68	0	1	1	28.83 (3)	14.77 (5)	27.08 (9)	23.08 (3)	37.51 (14)	36.15 (19)	15.10 (7)	21.38 (6)	20.95 (2)
6	Richie Suggs	<b>227.84</b>	76	0	0	0	33.73 (4)	22.04 (6)	23.47 (13)	25.47 (10)	37.06 (5)	31.53 (5)	12.96 (7)	20.51 (18)	21.07 (8)
<b>CDP - Marksman</b>															
1	Josh Kyle	<b>219.21</b>	92	1	1	1	22.82 (9)	22.88 (13)	24.98 (10)	20.36 (8)	28.11 (4)	23.75 (12)	22.34 (5)	37.01 (28)	16.96 (3)
2	Dave Bragg	<b>249.76</b>	84	0	0	1	31.62 (13)	17.92 (4)	28.76 (8)	25.75 (3)	40.54 (5)	38.08 (16)	20.62 (6)	20.57 (12)	25.90 (17)



## 2011 MS State IDPA Championship October 8, 2011

All Shooters

	Match Score	--Penalties--				Stage 1	Stage 2	Stage 3	Stage 4	Stage 5	Stage 6	Stage 7	Stage 8	Stage 9
		PD	NT	PE	FN									
<b>CDP - Novice</b>														
1 Glenn Baker	<b>359.91</b>	20	1	2	0	46.36 (0)	24.75 (1)	49.87 (0)	38.97 (3)	70.71 (0)	46.71 (2)	24.32 (1)	29.73 (7)	28.49 (6)
<b>ESP - Master</b>														
DC Brian Stricker	<b>146.16</b>	35	1	0	0	28.04 (13)	10.36 (2)	19.49 (2)	17.67 (4)	<b>20.50(0)</b>	20.30 (9)	<b>7.27(1)</b>	<b>11.38(2)</b>	<b>11.15(2)</b>
1 Michael Cusanelli	<b>165.16</b>	59	0	0	0	21.48 (5)	16.84 (11)	18.44 (4)	18.10 (4)	23.11 (4)	19.30 (6)	10.47 (7)	16.33 (6)	21.09 (12)
Randy Richardson	<b>INC</b>	0	0	0	0	(0)	(0)	(0)	(0)	(0)	(0)	(0)	(0)	(0)
<b>ESP - Expert</b>														
1 Chandler LaFrain	<b>157.88</b>	29	0	0	0	24.08 (1)	11.51 (2)	21.24 (9)	17.58 (1)	24.04 (1)	18.91 (3)	10.09 (3)	13.71 (1)	16.72 (8)
2 Bill Dukemineer	<b>163.18</b>	59	0	0	0	20.61 (1)	12.83 (2)	18.83 (7)	19.27 (5)	24.56 (1)	<b>15.53(2)</b>	11.80 (4)	19.12 (14)	20.63 (23)
3 Jimmy White	<b>170.39</b>	46	0	0	0	22.70 (7)	14.55 (3)	20.91 (6)	25.16 (1)	25.35 (3)	19.59 (6)	11.24 (2)	17.85 (12)	13.04 (6)
4 Dave Horn	<b>175.26</b>	63	0	0	1	21.62 (1)	10.90 (1)	28.12 (13)	<b>15.20(0)</b>	28.20 (6)	23.28 (12)	15.17 (15)	15.52 (6)	17.25 (9)
5 Jerry Lax	<b>179.89</b>	59	0	0	0	39.29 (11)	11.09 (1)	17.67 (8)	18.40 (4)	27.42 (6)	18.80 (8)	11.22 (8)	17.73 (7)	18.27 (6)
6 Myrin Young	<b>182.06</b>	41	3	0	0	23.33 (3)	16.26 (3)	24.99 (10)	26.95 (9)	25.69 (1)	21.02 (4)	15.27 (2)	15.82 (5)	12.73 (4)
7 Bob Dubois	<b>184.77</b>	58	0	3	0	25.74 (3)	12.78 (2)	20.57 (8)	23.02 (9)	29.37 (1)	21.49 (4)	10.48 (2)	18.66 (8)	22.66 (21)
8 Tim Coleman	<b>190.90</b>	72	0	0	2	22.16 (3)	15.19 (2)	19.01 (5)	19.65 (8)	26.19 (4)	36.59 (25)	13.02 (8)	13.75 (0)	25.34 (17)
9 Ricky Gilbert	<b>191.37</b>	38	1	1	0	23.70 (2)	13.31 (2)	28.95 (4)	37.06 (2)	25.90 (1)	19.42 (5)	13.17 (9)	14.37 (2)	15.49 (11)
10 Robert Briggs	<b>199.07</b>	52	2	1	2	21.65 (3)	13.23 (2)	52.66 (22)	19.10 (3)	22.95 (3)	20.22 (7)	10.68 (2)	18.54 (9)	20.04 (1)
11 Jim Watson	<b>204.13</b>	20	0	0	0	27.77 (1)	14.96 (1)	20.40 (3)	23.41 (2)	31.24 (1)	29.79 (3)	11.56 (2)	18.18 (5)	26.82 (2)
12 Mark Goede	<b>204.62</b>	70	0	2	1	36.36 (16)	15.55 (5)	25.01 (6)	26.23 (13)	27.79 (3)	23.66 (6)	15.04 (9)	16.73 (5)	18.25 (7)
<b>ESP - Sharpshooter</b>														
1 Ken Rihanek	<b>177.96</b>	47	1	1	0	21.71 (1)	14.18 (4)	24.81 (5)	20.43 (5)	28.55 (0)	21.36 (12)	16.83 (15)	12.76 (3)	17.33 (2)
2 William Ashabranner	<b>183.73</b>	68	0	0	0	26.58 (12)	15.31 (10)	22.67 (8)	19.87 (2)	23.38 (1)	23.59 (7)	11.61 (4)	23.44 (19)	17.28 (5)
3 Tim Barker	<b>188.37</b>	44	1	3	0	23.85 (4)	14.97 (4)	25.09 (5)	18.49 (4)	26.09 (3)	30.80 (1)	15.67 (6)	20.11 (13)	13.30 (4)
4 Robin Dukemineer	<b>201.16</b>	54	0	0	0	24.51 (2)	14.20 (1)	22.22 (1)	20.03 (1)	31.73 (4)	26.04 (6)	14.03 (6)	19.73 (10)	28.67 (23)
5 Correy Cobern	<b>204.20</b>	49	1	1	0	24.40 (0)	16.84 (4)	29.48 (4)	21.00 (5)	32.32 (5)	24.44 (9)	16.57 (3)	19.79 (12)	19.36 (7)
6 Jim Darnell	<b>207.53</b>	61	2	1	1	27.11 (1)	15.90 (3)	46.22 (23)	24.45 (6)	24.66 (1)	20.69 (9)	15.08 (7)	14.41 (3)	19.01 (8)
7 Gary Hyde	<b>207.62</b>	48	1	0	1	29.05 (3)	14.94 (3)	38.16 (18)	22.50 (3)	27.76 (0)	24.54 (6)	13.26 (2)	19.68 (8)	17.73 (5)
8 Buck Rudolph	<b>226.64</b>	69	0	0	1	28.61 (9)	15.79 (3)	32.34 (13)	25.09 (3)	31.21 (3)	35.93 (17)	16.39 (4)	19.17 (6)	22.11 (11)
9 David R Wilson	<b>257.45</b>	81	1	0	1	31.66 (6)	19.82 (6)	48.09 (12)	27.40 (4)	34.00 (1)	32.70 (10)	11.83 (4)	33.11 (34)	18.84 (4)
Tim Bishop	<b>INC</b>	0	0	0	0	(0)	(0)	(0)	(0)	(0)	(0)	(0)	(0)	(0)
Will Walker	<b>INC</b>	0	0	0	0	(0)	(0)	(0)	(0)	(0)	(0)	(0)	(0)	(0)



## 2011 MS State IDPA Championship October 8, 2011

All Shooters

	Match Score	--Penalties--				Stage 1	Stage 2	Stage 3	Stage 4	Stage 5	Stage 6	Stage 7	Stage 8	Stage 9	
		PD	NT	PE	FN										
<b>ESP - Marksman</b>															
1	Kenneth Gentry	<b>206.81</b>	66	0	1	0	29.56 (8)	15.56 (7)	25.12 (8)	29.25 (15)	29.51 (1)	30.33 (5)	15.13 (11)	13.72 (2)	18.63 (9)
2	Bill Baker	<b>208.12</b>	70	1	1	1	29.97 (3)	18.62 (2)	21.76 (7)	21.52 (4)	33.88 (10)	31.91 (21)	13.09 (5)	19.39 (12)	17.98 (6)
3	Clancy Bryant	<b>225.50</b>	43	0	2	0	26.76 (0)	21.22 (2)	28.33 (5)	25.85 (4)	32.59 (1)	30.68 (3)	16.03 (7)	23.89 (11)	20.15 (10)
4	Roxanne Hill	<b>229.64</b>	40	1	0	0	27.80 (0)	16.94 (4)	34.31 (5)	26.11 (0)	32.43 (1)	38.88 (16)	12.01 (4)	20.67 (6)	20.49 (4)
5	Richard Smith	<b>238.09</b>	102	1	1	0	29.22 (5)	16.80 (7)	26.36 (3)	24.27 (7)	33.49 (6)	24.02 (15)	25.12 (12)	33.94 (31)	24.87 (16)
6	Vince Winkler	<b>240.35</b>	78	1	0	0	33.27 (6)	14.97 (4)	34.67 (10)	23.11 (3)	36.93 (6)	31.02 (23)	26.40 (12)	19.99 (7)	19.99 (7)
7	Jimmy Bryant	<b>245.98</b>	89	0	3	1	44.30 (3)	19.33 (11)	25.84 (12)	23.09 (4)	28.73 (1)	39.41 (20)	12.93 (8)	16.30 (4)	36.05 (26)
8	John Acord	<b>268.49</b>	71	0	0	0	38.77 (3)	20.86 (6)	30.57 (3)	27.86 (4)	43.87 (0)	33.37 (10)	17.06 (8)	26.25 (14)	29.88 (23)
9	Josh Goede	<b>276.08</b>	109	2	3	2	38.56 (3)	22.76 (8)	27.12 (9)	32.91 (13)	41.98 (14)	33.12 (17)	29.10 (4)	18.25 (6)	32.28 (35)
10	Mike Mates	<b>284.50</b>	107	2	0	1	32.13 (0)	20.28 (11)	41.59 (15)	50.30 (12)	34.41 (3)	29.79 (20)	26.45 (12)	25.00 (21)	24.55 (13)
11	Steve Carter	<b>287.45</b>	53	2	3	0	36.17 (1)	24.21 (2)	33.17 (11)	32.68 (5)	38.66 (0)	32.99 (12)	26.41 (2)	25.77 (17)	37.39 (3)
12	Margo Stevens	<b>312.25</b>	121	1	1	0	38.59 (20)	34.37 (14)	42.58 (13)	31.91 (5)	32.32 (3)	57.64 (28)	22.69 (12)	23.28 (10)	28.87 (16)
<b>ESP - Novice</b>															
1	Randy Smith	<b>190.32</b>	43	0	2	1	27.12 (1)	15.87 (2)	32.53 (16)	21.44 (5)	27.15 (3)	21.15 (8)	10.14 (3)	18.22 (2)	16.70 (3)
<b>SSP - Master</b>															
1	Ricky Henson	<b>156.12</b>	32	0	1	0	24.89 (6)	<b>9.98(0)</b>	19.89 (2)	17.13 (1)	22.03 (1)	17.38 (3)	12.51 (2)	13.80 (3)	18.51 (14)
<b>SSP - Expert</b>															
DC	Alex Stephenson	<b>152.53</b>	33	1	0	0	19.75 (2)	12.18 (3)	23.92 (8)	17.62 (3)	22.09 (1)	16.46 (2)	11.23 (2)	14.31 (6)	14.97 (6)
1	Lin Edwards	<b>170.65</b>	25	0	0	0	24.04 (3)	13.87 (1)	20.82 (0)	18.36 (1)	23.38 (1)	25.95 (9)	13.61 (5)	16.69 (3)	13.93 (2)
2	Ladd Dilworth	<b>171.51</b>	53	0	0	0	28.68 (2)	16.71 (5)	21.08 (9)	19.63 (5)	21.69 (1)	20.23 (13)	15.18 (11)	14.50 (3)	13.81 (4)
3	Gene Simmons	<b>174.91</b>	52	0	2	0	27.17 (2)	14.01 (7)	21.70 (6)	21.86 (6)	25.53 (0)	21.17 (13)	7.49 (0)	19.03 (16)	16.95 (2)
4	Stephen Filla	<b>181.62</b>	87	0	1	0	24.86 (11)	14.87 (7)	21.09 (8)	16.65 (4)	29.06 (3)	20.03 (11)	12.33 (7)	20.26 (17)	22.47 (19)
5	Nicky Carter	<b>182.37</b>	61	0	0	0	27.34 (13)	14.38 (6)	22.73 (11)	21.87 (11)	24.62 (3)	21.14 (7)	18.11 (3)	17.42 (5)	14.76 (2)
6	Jeff Meyers	<b>183.23</b>	84	0	3	2	22.06 (4)	12.20 (7)	21.98 (9)	19.12 (5)	34.61 (16)	19.10 (10)	20.18 (19)	14.69 (2)	19.29 (12)




# 2011 MS State IDPA Championship

## October 8, 2011

All Shooters


	Match Score	--Penalties--				Stage 1	Stage 2	Stage 3	Stage 4	Stage 5	Stage 6	Stage 7	Stage 8	Stage 9
		PD	NT	PE	FN									
<b>SSP - Sharpshooter</b>														
1 Joseph Kyle	<b>163.57</b>	45	0	0	0	23.36 (1)	13.20 (4)	19.80 (8)	19.74 (4)	27.70 (1)	20.53 (10)	12.02 (7)	13.61 (4)	13.61 (6)
2 John Richardson	<b>181.97</b>	44	0	0	0	25.69 (1)	15.07 (6)	18.74 (3)	22.00 (4)	27.48 (1)	26.00 (15)	14.96 (5)	14.60 (7)	17.43 (2)
3 Jess Carter	<b>190.65</b>	41	0	1	0	27.19 (5)	14.11 (1)	24.93 (9)	25.25 (2)	31.43 (4)	22.61 (12)	10.42 (3)	18.11 (2)	16.60 (3)
4 Wes Cheplen	<b>195.04</b>	74	1	0	0	21.08 (4)	13.02 (4)	23.19 (14)	19.71 (7)	27.84 (0)	28.44 (13)	22.87 (11)	18.60 (14)	20.29 (7)
5 Alan Warfield	<b>197.63</b>	71	0	0	0	24.77 (4)	16.21 (6)	24.93 (9)	24.85 (8)	28.94 (2)	27.73 (15)	10.81 (3)	16.07 (7)	23.32 (17)
6 Ray Duroy	<b>207.64</b>	59	1	1	2	27.42 (5)	21.94 (5)	26.53 (5)	30.47 (10)	26.67 (1)	29.40 (17)	14.31 (9)	15.49 (4)	15.41 (3)
7 Kelvin Meeks	<b>223.21</b>	87	0	1	0	25.79 (6)	14.41 (6)	20.73 (6)	27.94 (7)	37.93 (7)	27.97 (11)	22.94 (11)	23.56 (21)	21.94 (12)
8 Keith Connelly	<b>223.33</b>	64	3	0	0	26.14 (1)	15.10 (5)	36.73 (10)	25.79 (9)	33.10 (2)	27.41 (11)	14.18 (7)	19.67 (8)	25.21 (11)
9 Ed Tedford	<b>228.52</b>	102	1	1	0	35.58 (12)	17.36 (12)	21.11 (6)	23.37 (8)	37.84 (5)	24.54 (9)	17.48 (13)	21.28 (16)	29.96 (21)
10 Becky Sells	<b>237.19</b>	93	2	0	0	24.79 (3)	20.40 (8)	40.92 (15)	26.22 (7)	28.57 (3)	30.56 (15)	19.97 (15)	22.73 (14)	23.03 (13)
11 Wade Smith	<b>274.86</b>	65	1	0	1	39.71 (1)	18.27 (5)	51.70 (12)	30.89 (6)	39.96 (0)	28.73 (10)	15.64 (2)	22.24 (10)	27.72 (19)
Ronald Pennington	<b>INC</b>	0	0	0	0	(0)	(0)	(0)	(0)	(0)	(0)	(0)	(0)	(0)
<b>SSP - Marksman</b>														
1 Charles Thompson Jr	<b>249.48</b>	46	1	0	0	49.50 (2)	18.47 (3)	27.26 (8)	24.35 (4)	33.26 (0)	33.97 (9)	21.06 (12)	19.51 (4)	22.10 (4)
2 Buckley Dowdle	<b>256.11</b>	93	2	3	0	34.67 (10)	19.24 (2)	36.17 (11)	27.24 (5)	30.30 (8)	29.55 (17)	19.72 (5)	30.43 (28)	28.79 (7)
3 Robert Lynn Sr	<b>266.60</b>	113	0	0	2	34.66 (3)	23.89 (19)	28.20 (10)	30.85 (8)	33.55 (2)	52.50 (38)	15.16 (8)	21.43 (7)	26.36 (18)
4 Matt Wesson	<b>282.82</b>	80	0	0	0	38.52 (7)	21.95 (8)	33.85 (5)	36.70 (2)	37.15 (7)	37.39 (16)	20.90 (10)	25.81 (10)	30.55 (15)
5 Joyce Beggs	<b>289.99</b>	167	1	0	6	42.67 (14)	21.76 (13)	32.13 (12)	46.46 (41)	29.28 (2)	48.74 (28)	14.13 (8)	31.67 (34)	23.15 (15)
6 Brad Richey	<b>306.64</b>	111	1	4	0	48.66 (13)	21.25 (8)	27.46 (9)	41.70 (10)	41.97 (3)	42.29 (20)	32.91 (8)	28.88 (23)	21.52 (17)
7 Dede Carter	<b>359.72</b>	131	3	1	2	47.10 (22)	36.73 (18)	42.18 (8)	36.92 (8)	40.34 (4)	50.64 (11)	34.59 (9)	45.29 (46)	25.93 (5)
<b>SSP - Novice</b>														
1 Daniel Rudolph	<b>319.72</b>	85	1	2	1	51.15 (9)	27.13 (2)	53.27 (19)	32.01 (22)	47.31 (0)	33.67 (6)	22.52 (7)	22.37 (7)	30.29 (13)
2 Ron Poletti	<b>335.87</b>	121	2	0	2	36.09 (5)	24.46 (4)	51.00 (13)	41.83 (13)	43.58 (3)	44.31 (18)	28.16 (16)	41.08 (42)	25.36 (7)
3 Valerie Smith	<b>409.12</b>	119	2	3	2	56.47 (2)	28.66 (9)	36.01 (8)	44.18 (14)	90.56 (2)	43.80 (16)	23.84 (13)	39.49 (36)	46.11 (19)
<b>SSP - Unclassified</b>														
Chrystal Carter	<b>INC</b>	0	0	0	0	(0)	(0)	(0)	(0)	(0)	(0)	(0)	(0)	(0)
Tina Jolly	<b>INC</b>	0	0	0	0	(0)	(0)	(0)	(0)	(0)	(0)	(0)	(0)	(0)
<b>ESR - Expert</b>														
DC Toni Dandreamatteo	<b>176.64</b>	46	0	0	0	26.67 (5)	12.34 (2)	20.89 (0)	23.95 (10)	26.99 (0)	23.16 (10)	12.43 (0)	15.44 (9)	14.77 (10)



## 2011 MS State IDPA Championship October 8, 2011

All Shooters

	Match Score	--Penalties--				Stage 1	Stage 2	Stage 3	Stage 4	Stage 5	Stage 6	Stage 7	Stage 8	Stage 9
		PD	NT	PE	FN									
<b>ESR - Marksman</b>														
1	<b>290.20</b>	63	1	0	1	41.45 (2)	21.90 (4)	36.29 (9)	34.55 (9)	40.24 (0)	44.49 (12)	24.22 (10)	24.13 (8)	22.93 (9)
2	<b>313.88</b>	57	1	1	2	38.08 (2)	21.12 (4)	39.16 (7)	51.04 (13)	48.81 (1)	44.87 (9)	21.06 (5)	20.44 (3)	29.30 (13)
3	<b>318.20</b>	89	4	0	1	41.91 (3)	21.41 (6)	51.73 (14)	33.45 (4)	41.09 (0)	39.69 (8)	28.27 (13)	27.98 (20)	32.67 (21)
4	<b>333.72</b>	118	1	0	3	46.88 (2)	27.20 (3)	37.50 (15)	32.55 (1)	51.42 (0)	49.23 (29)	22.71 (11)	29.64 (25)	36.59 (32)
<b>SSR - Sharpshooter</b>														
DC	<b>206.31</b>	57	0	3	0	27.47 (4)	15.17 (5)	30.22 (10)	20.52 (4)	31.16 (3)	29.34 (12)	14.13 (6)	20.27 (8)	18.03 (5)
1	<b>239.34</b>	50	0	0	0	37.76 (2)	15.53 (1)	33.19 (11)	28.13 (6)	32.36 (1)	30.34 (9)	25.44 (9)	16.74 (4)	19.85 (7)
2	<b>240.85</b>	27	0	0	0	30.48 (1)	20.50 (1)	34.03 (1)	29.85 (3)	32.30 (0)	34.37 (7)	20.33 (7)	17.11 (0)	21.88 (7)



## 2011 MS State IDPA Championship October 8, 2011

All Shooters

---

### Total Match Penalties:

Target Points Down (PD) - 5,784

Hits on Non-Threats (NT) - 61

Procedural Errors (PE) - 66

Failures to Neutralize (FN) - 48

---

### Key to Penalties:

**PD** = Target Points Down. Each point down adds 1/2 second to your score.

**NT** = Hit on Non Threat target. Each HNT adds 5 seconds to your score.

**PE** = Procedural Error. Each adds 3 seconds to your score.

**FN** = Failure to Neutralize (no hits in the 0 or -1 zone) Each adds 5 seconds to your score.

---

### Key to Abbreviations:

**CDP** = **Custom Defensive Pistol**, such as 1911. Must be .45 ACP with maximum magazine load of 8 rounds

**ESP** = **Enhanced Service Pistol**, single action or SA/DA such as H&K P7 or CZ-75 or Springfield XD

**SSP** = **Stock Service Pistol**, double action or 'Safe Action' such as Glock or SIG

**ESR** = **Enhanced Service Revolver**, rimmed or rimless ammo, full moon clip, power factor of 165,000

**SSR** = **Stock Service Revolver**, rimmed case ammo, no full moon clips